


A Bunny Parent's Guide To Rabbit Housing






Bunny Housing?

When we talk about rabbit housing, we're just talking about wherever your rabbits live. Indoors or outdoors, a shed or a bedroom, your rabbit's 'housing' is whatever space they live in.



But don't rabbits just live in hutches?

Only living in a hutch is actually really harmful to a rabbit. Rabbits need space to run around and play, they need to be able to feel safe, they need to be kept safe from predators, and they need lots of things to do.



These needs just can't be met in a hutch!

So how can I give my bunnies a setup that **does** meet all their needs?

That's what we're going to look at in this guide! In the next few pages we're going to look at . . .

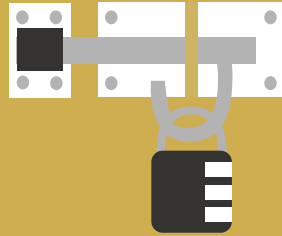
- 1 What our bunnies need
- 2 Indoor vs outdoor housing
- 3 Indoor housing options
- 4 Outdoor housing options

So what do our bunnies need from their housing?



Space

Rabbits need a space of at least 2x3m, and they need 24hr access to this space.



Security

Rabbits need to be kept safe from people or animals you don't want in their space.




Safety

Your rabbit's space shouldn't give them access to anything that could be unsafe.



Food & Water

Rabbits need access to at least 2 sources of hay, and at least 2 sources of water at all times.



Enrichment

So that they don't get bored and stressed, your rabbit's space needs to give them lots of things to do.



Weather Proofing

Our rabbits also need protection from hot, cold or stormy weather.

There's no right or wrong answer to this, it just depends on what works best for you and your bunnies!

Indoors Or Outdoors


- It's easier to spend more time with your bunnies
- It's easier to care for them when they're not well
- They're sheltered from bad weather
- It's easier to keep them safe from predators
- It can be hard to find enough space
- Their space needs to be completely bunny proofed (no wires etc)
- They can easily get too warm indoors
- They might not like the extra noise
- It can be easier to give them the space they need
- It might be quieter for them (this just depends on where you live)
- Their space needs to be 100% predator proof
- They need to be able to keep warm in the winter and cool in the summer
- It can be harder to spend as much time with them
- They could get scared by something and you're not around
- It's harder to keep an eye on them if they're not well

Indoor Bunny Housing

Let's take a look at the different options for setting up your indoor bunny space!

A Bunny Room

If you have the a spare room, this is an amazing option for bunnies. The most important thing here is to make sure that the room is safe for your bunnies to live in.



So you'll need to do things like ...

- Cover up any skirting
- Remove any wires
- Make sure the flooring can't be chewed
- Make sure the room isn't too warm in the summer




Indoor Enclosure

If you don't have a spare room your bunnies can live in (which most of us don't) you can make them an enclosure out of puppy pen panels or aviary panels.

Most bunny parents prefer to use these, because most of the indoor enclosures sold for rabbits are actually far too small.


When you're looking to buy some puppy pen panels or aviary panels, you'll need to make sure that . . .

- They're at least 90cm tall (bunnies can jump higher than you'd think!)
- You can make a big enough space
- The bars aren't too far apart or the mesh isn't too big (so that your bunnies' head or paws can't get stuck)




Free Roaming

Letting your bunnies free roam can sometimes work, but there are a few things you need to be really careful about . . .



Your bunnies will nibble any wires they have access to (which if they're plugged in at the time, could be fatal).



They'll eat any bits of food they find lying around (which could make them really ill).

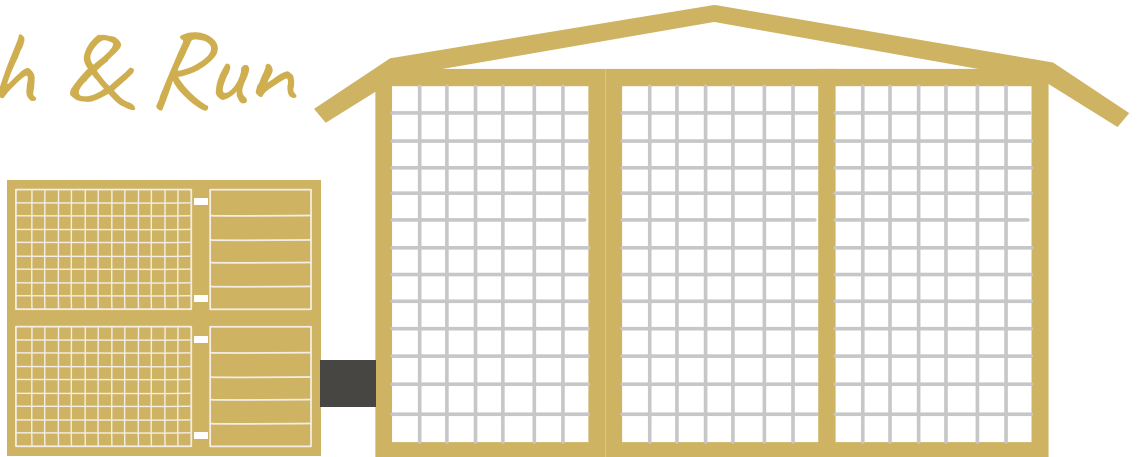


They'll also gnaw on furniture (which probably won't be made of bunny-safe materials).

Outdoor Bunny Housing

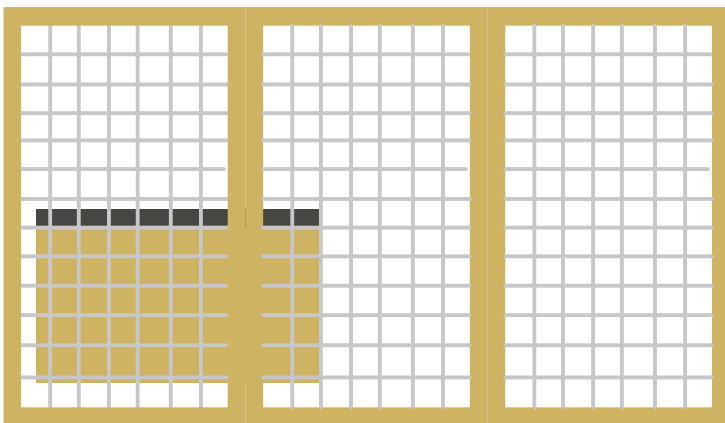
Let's take a look at some different options for setting up your outdoor bunny space!

Hutch & Run



Hutches are never enough on their own, so they need to be attached to a large, sheltered run. It can be very difficult though to make a hutch predator proof. If you're going for this option make sure to add extra mesh to the hutch (make sure it's 16g mesh), as well as extra bolts and padlocks on the doors. You'll also need a secure way of attaching the run to the hutch, so that your bunnies can have access to both spaces 24/7.

Hutch Inside Run



A hutch inside a run can be a better option because it's usually more secure. Just make sure that your run is sheltered, and that it's big enough to give your bunnies all the space they need.

Shed & Run



A better way to give your bunnies a great outside space is by using a shed attached to a large run.

Bunny sheds are so much better than hutches because . . .

- They're much more secure (from animals & people)
- Your bunnies can be more sheltered but still have space to exercise.
- You bunnies can have toys and shelters in their shed that you couldn't fit in a hutch.



*Thanks for reading, and we hope
this guide was helpful to you
and your bunnies!*

To find out more about each housing options and how you can set them up for your bunnies, check out our other guides!